




## **ENB-101 Treatment Table**

### **USER'S MANUAL**



© 2018 Enigma Care. All rights reserved.

Tel: +886-4-2693-3509 Fax: +886-4-2693-1042

No.50-5, Ln. 320, Sec. 1, Shatian Rd., Dadu Dist., Taichung City, 432 Taiwan (R.O.C.)

# **IMPORTANT PRECAUTIONS**

**WARNING:** To reduce the risk of burns, fire, electric shock, or injury to persons, read the following important precautions and information before operating the Treatment table.

1. It is the responsibility of the owner to ensure that all users of this Treatment table are adequately informed of all warnings and precautions.
2. Use the Treatment table only as described in this manual.
3. Place the Treatment table on a level surface, with at least eight feet of clearance behind it. Do not place the Treatment table on any surface that blocks air openings. To protect the floor or carpet from damage, place a mat under the Treatment table.
4. Keep the Treatment table indoors, away from moisture and dust. Do not put the Treatment table in a garage or covered patio, or near water.
5. Do not operate the Treatment table where Aerosol products are used or where oxygen is being administered.
6. Keep children under the age of 12 and pets away from the Treatment table at all times.
7. The Treatment table should not be used by persons weighing more than 250 pounds.
8. Never allow more than one person on the Treatment table at a time.
9. When connecting the power cord , plug the power cord into a surge suppressor (not included). Do not use an extension cord.
10. Keep the power cord and the surge suppressor away from heated surfaces.
11. Never leave the Treatment table unattended while it is running. Always remove unplug the power cord when the Treatment table is not in use.
12. Do not attempt to raise, lower, or move the Treatment table until it is properly assembled.
13. Inspect and tighten all parts of the Treatment table regularly. Wrong usage could influence the stability of the Treatment table.
14. Inspect and tighten all parts of the Treatment table regularly.
15. Never insert or drop any object into any opening.
16. **DANGER:** Always unplug the power cord immediately after use, before cleaning the Treatment table, and before performing the maintenance and adjustment procedures described in this manual. Never remove the motor hood unless instructed to do so by an authorized service representative. Servicing other than the procedures in this manual should be performed by an authorized service representative only.

**SAVE THESE INSTRUCTIONS**

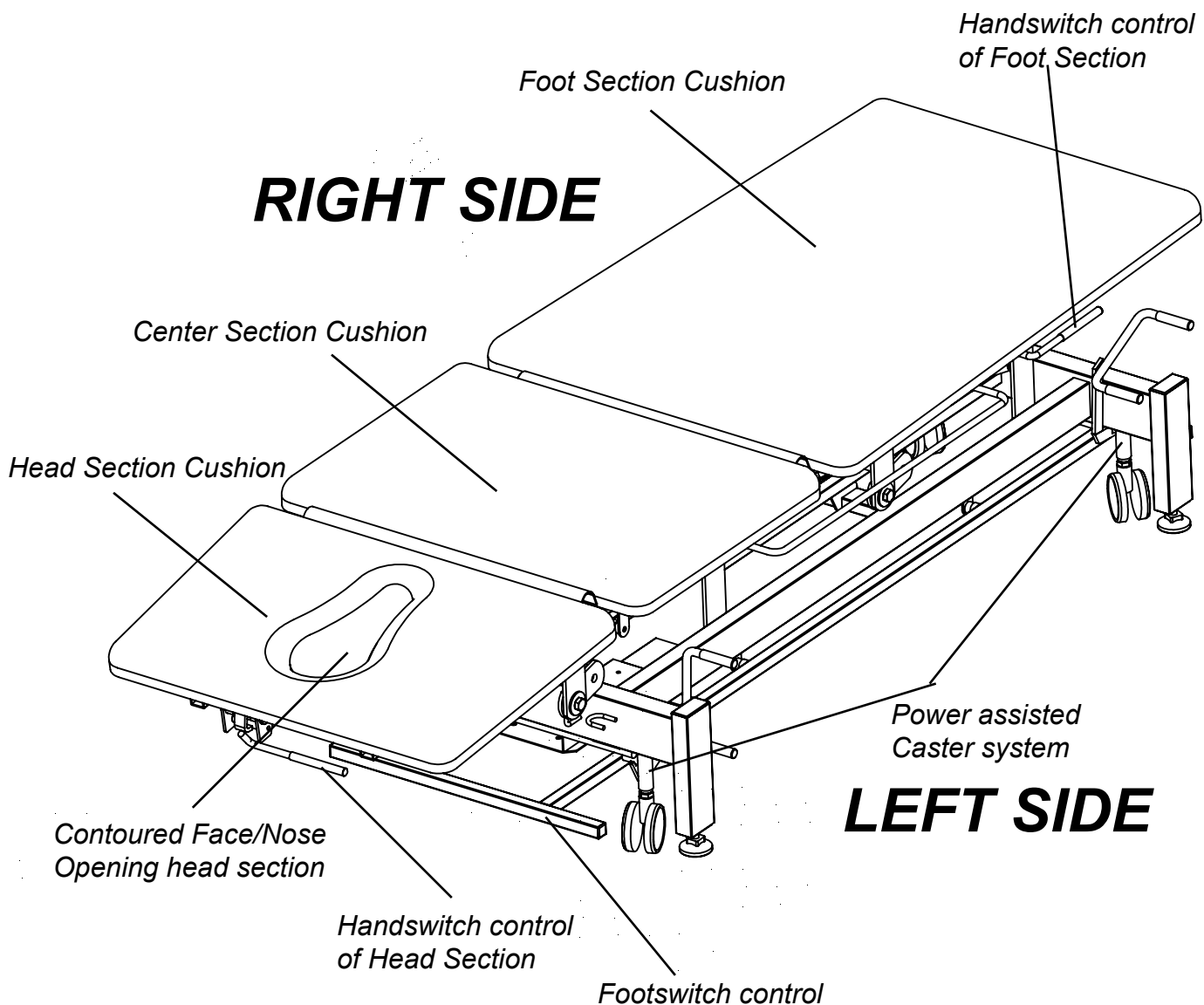
## **BEFORE YOU BEGIN**

Thank you for selecting the revolutionary **ENB-101**

**Treatment Table** The **ENB-101** offers an impressive array of features to make your treatment services more enjoyable and effective.

**For your benefit, read this manual carefully before using the Treatment table.** If you have additional questions, please call our Customer Service Department To

help us assist you, please note the product model number and serial number before calling. The model number of the **Treatment table** is **ENB-101**. The serial number can be found on a decal attached to the Treatment table. Before reading further, please familiarize yourself with the parts that are labeled in the drawing below.




## **Operating**

Set the treatment table in a cleared area and remove all packing materials.

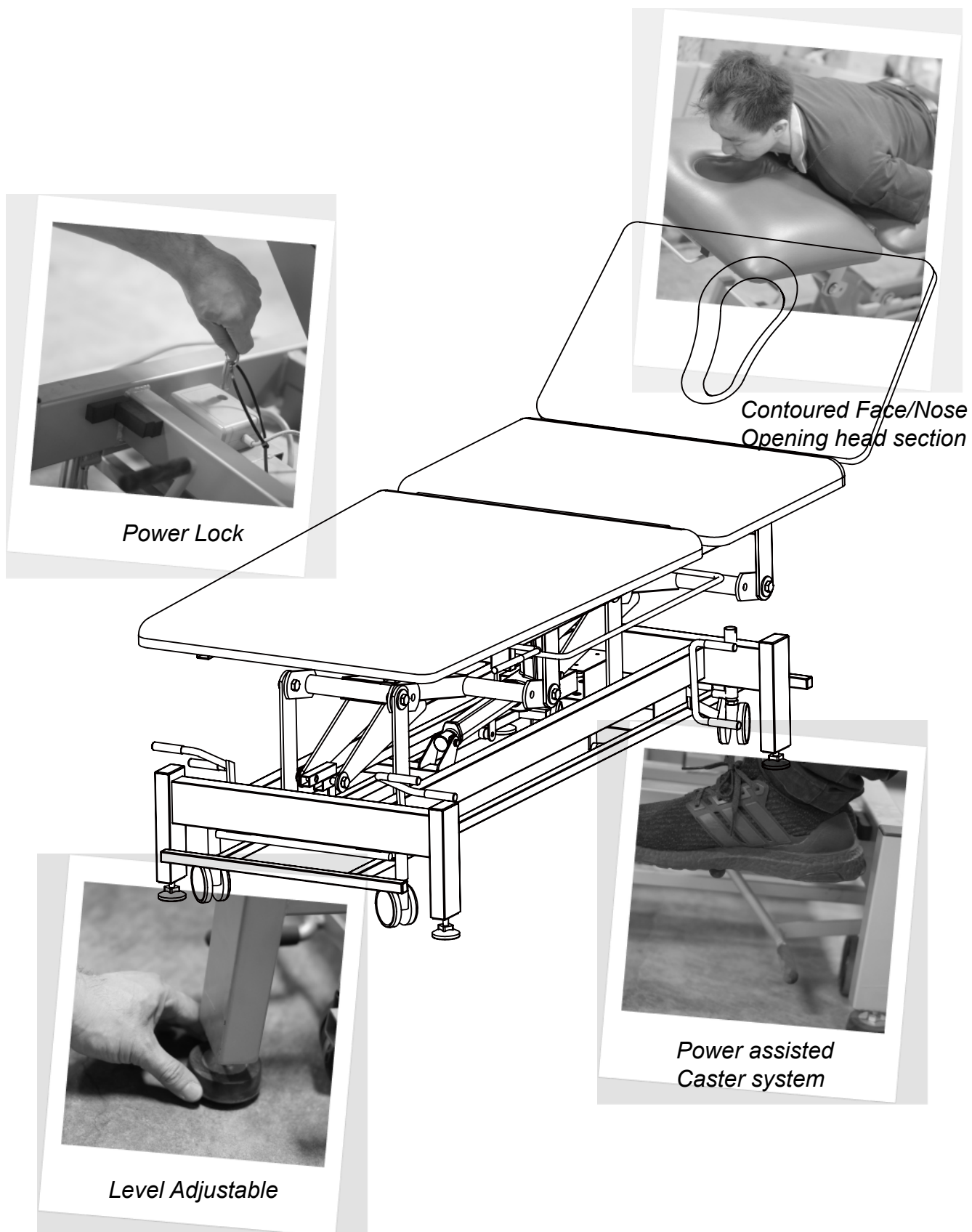
Unpacking your **Treatment table** where will be using it. Being careful

Not to damage . Place your **Treatment table** on a level flat surface.

It is recommended that you place a protective covering on your floor.







**Make sure that all parts are tightened before you use the Treatment Table.**